

K1 SKIN DISEASES - Index

- K2 A child with no skin disease
- K3 Hand shaking spreads skin disease
- K4 Sharing a bed spreads skin disease
- K5 Separate beds / mats
- K6 Clothes kept seperately and not shared
- K7 Washing clothes regularly after cure
- K8 Wash body at night with soap
- K9 Shave hair of infected person
- K10 Go to the clinic / Apply ointment as directed
- K11 Washing all bedding after cure
- K12 Scabies
- K13 Ringworm
- K14 Information on Scabies
- K15. Information on ringworm

ACTIVITY: 2. Blocking the Route 2 hours

1. Ask the group to think of all the ways that we can catch different infections from each other.
2. Give out all the pictures, and ask those who have pictures that may lead to transmission of a disease to come up and explain their card.
3. Now ask all the others to explain their cards and how they may help to 'block the route' of the transmission.

4. DISCUSSION:

Encourage people to tell their own stories of any diseases that they think might be similar. What can be done to prevent transmission of these diseases?

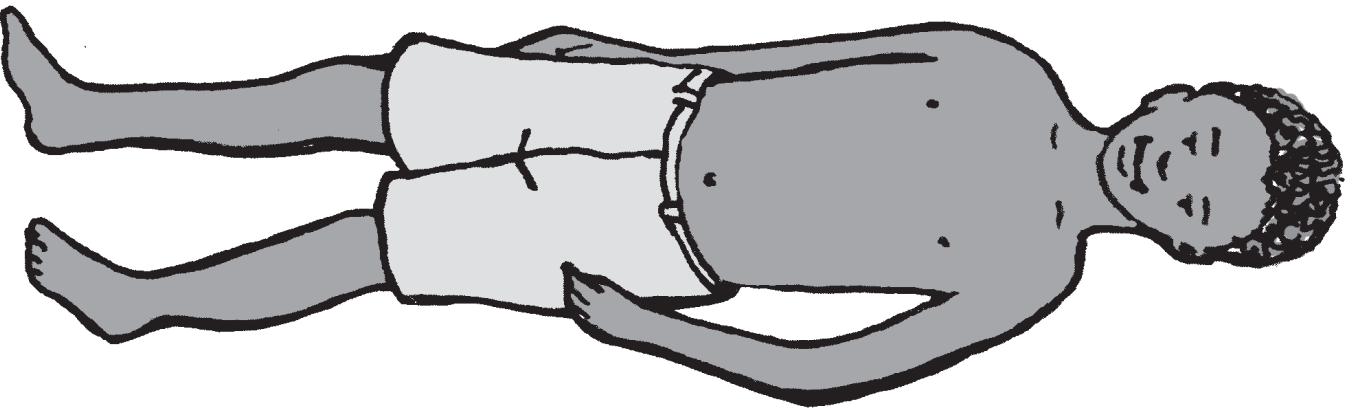

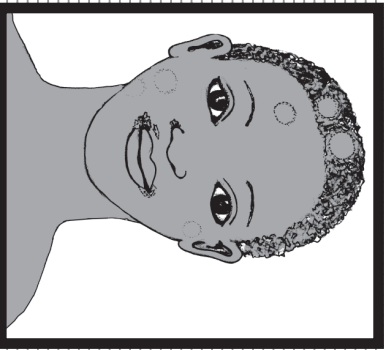
What can be done to cure these diseases?

How can we arrange for skin disease to be treated?



SKIN DISEASE

K2


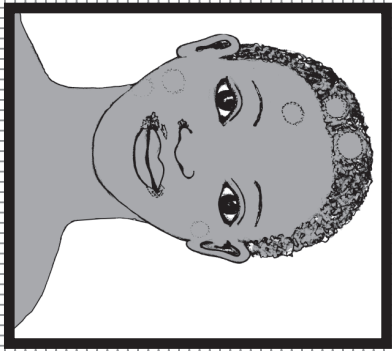


Visual Aids developed by J.Waterkeyn, (Africa AHEAD) for City Health Department Cape Town. 2007.
Funded by Danida / Hygiene Promotion Partnership. Illustrator: J.Waterkeyn




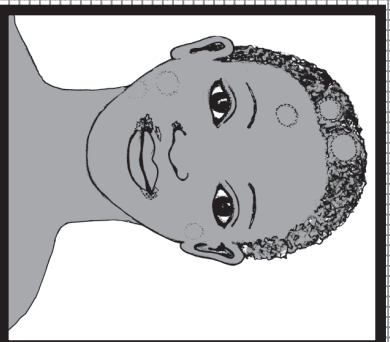
SKIN DISEASE

K3



SKIN DISEASE


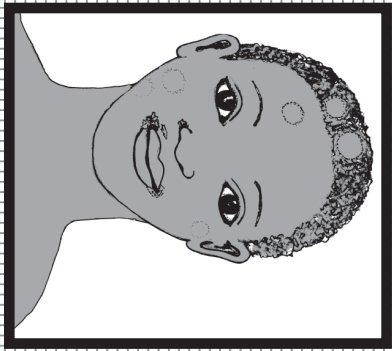
K4






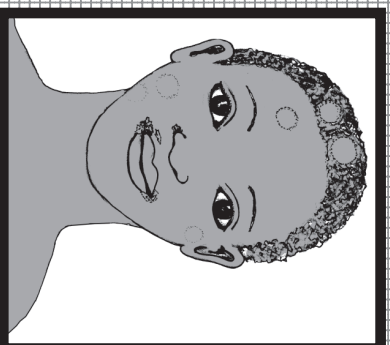
SKIN DISEASE

K5



SKIN DISEASE

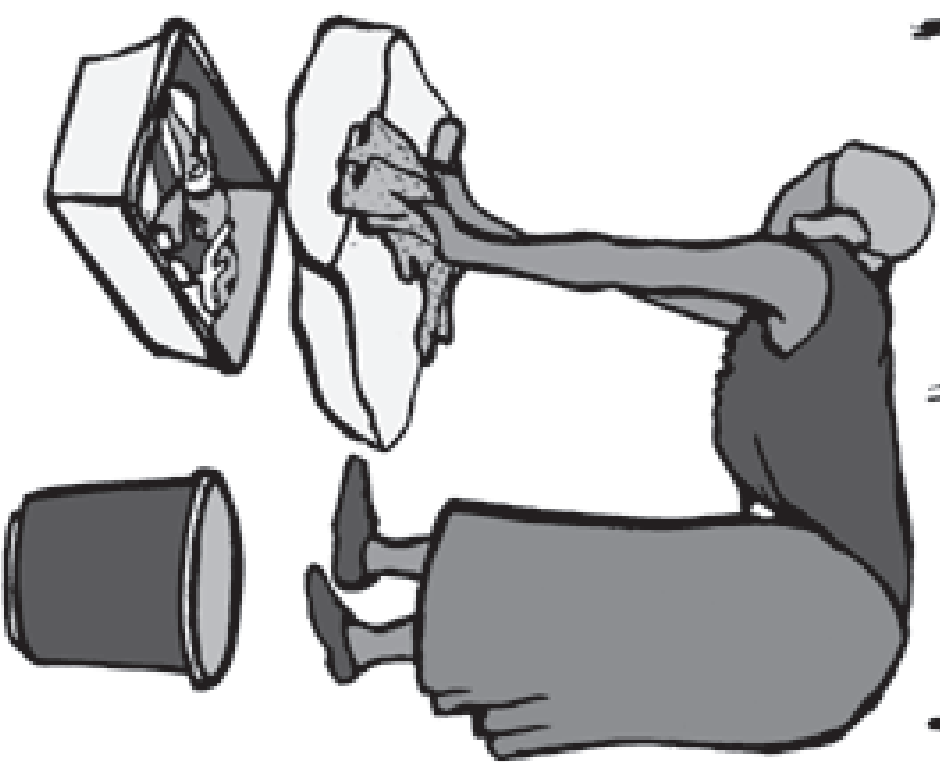
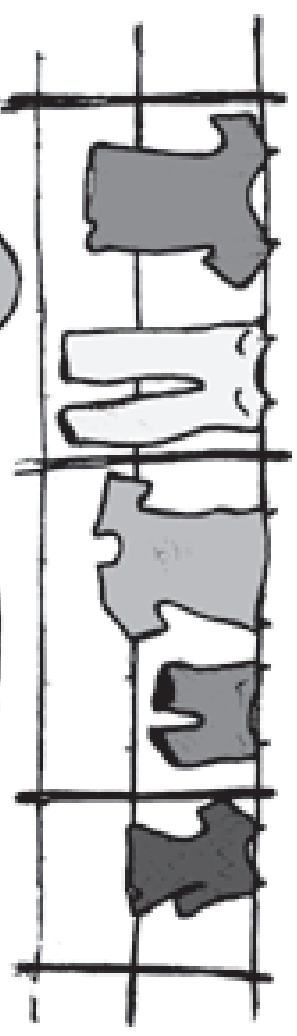
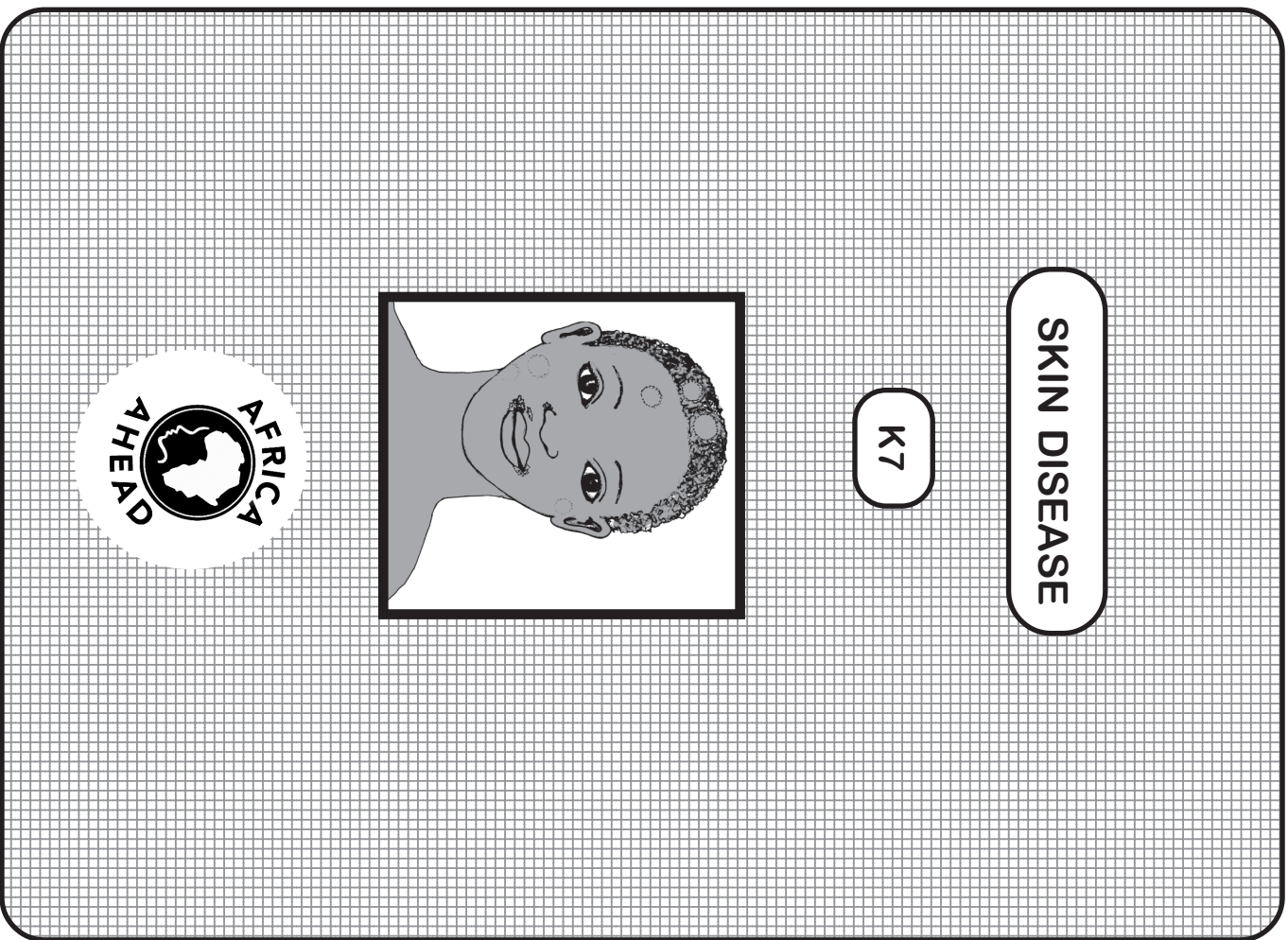
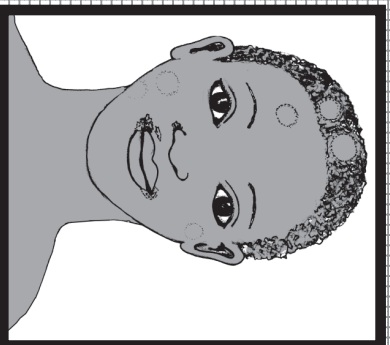
K6





SKIN DISEASE



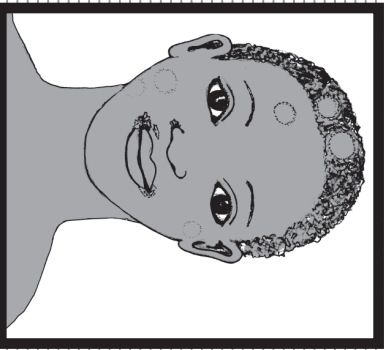
K7





SKIN DISEASE

K8


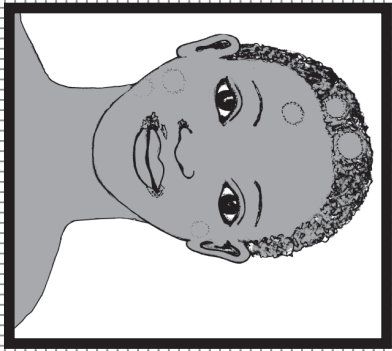


Visual Aids developed by J.Waterkeyn, (Africa AHEAD) for City Health Department Cape Town. 2007.
Funded by Danida / Hygiene Promotion Partnership. Illustrator: J.Waterkeyn



SKIN DISEASE


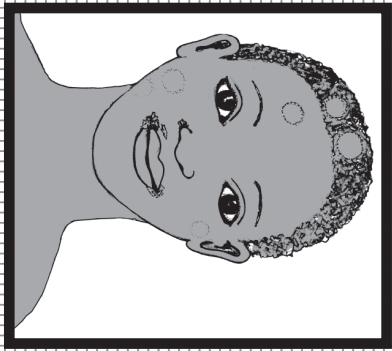
K9






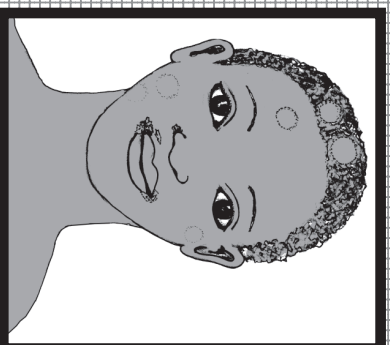
SKIN DISEASE

K10



SKIN DISEASE

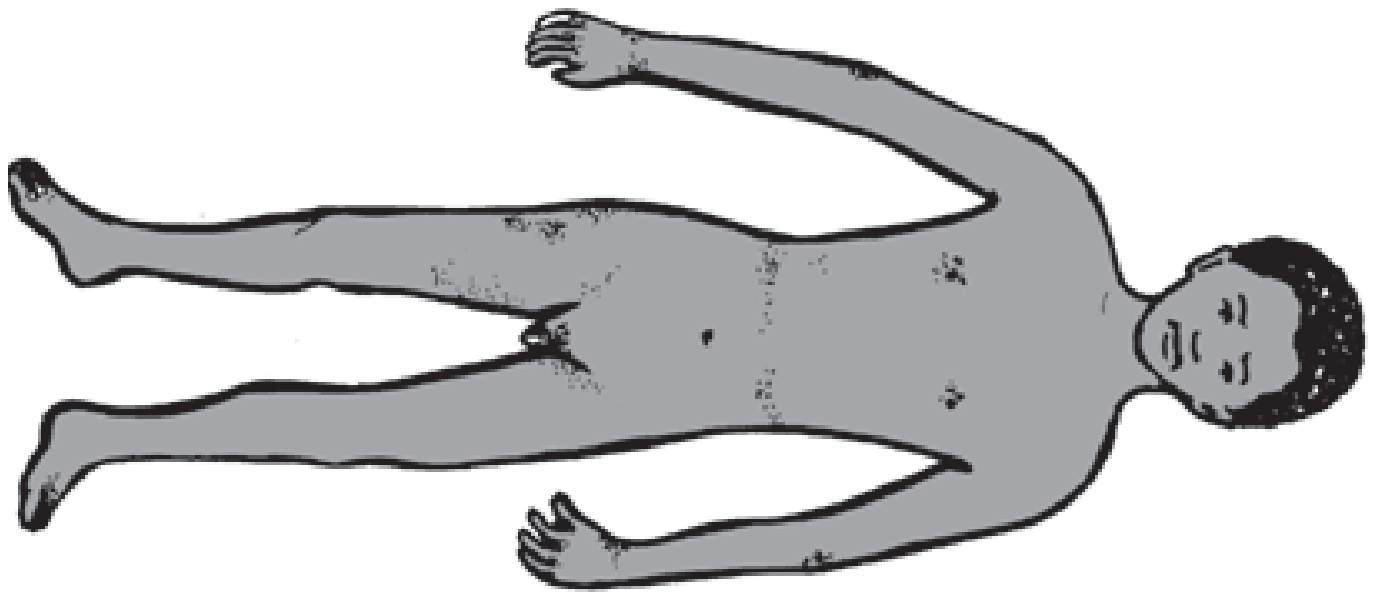
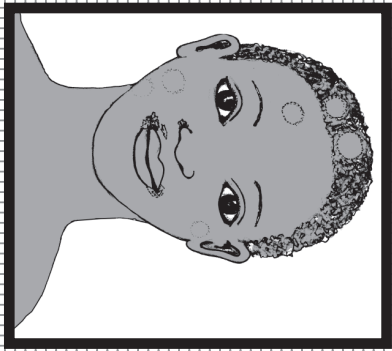
K11





SKIN DISEASE

K12

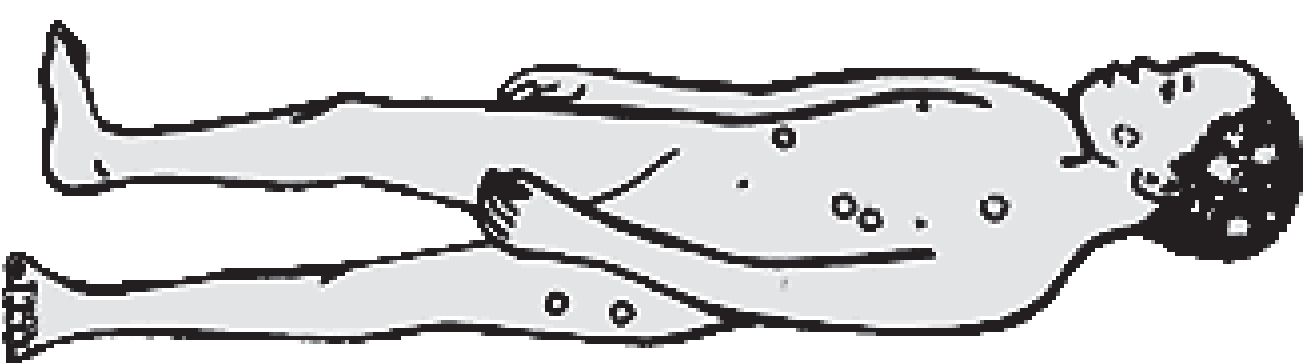

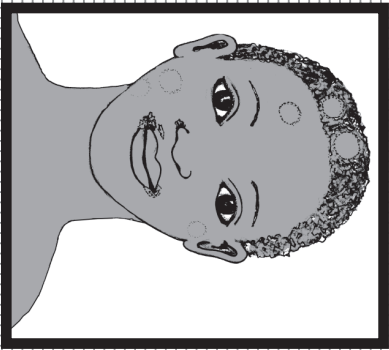


Visual Aids developed by J.Waterkeyn, (Africa AHEAD) for City Health Department Cape Town. 2007.
Funded by Danida / Hygiene Promotion Partnership. Illustrator: J.Waterkeyn



SKIN DISEASE

K13



SCABIES

Scabies is a tiny mite just visible with the naked eye, that transfers from one person to another with contact.

Therefore shaking hands, sitting against a person, or lying together will enable the mite to move to the next person.

The mite tunnels into the skin which makes it itchy and lays eggs which hatch in 4-5 days. The young mites leave the tunnel and make new tunnels spreading the rash.

Symptoms:

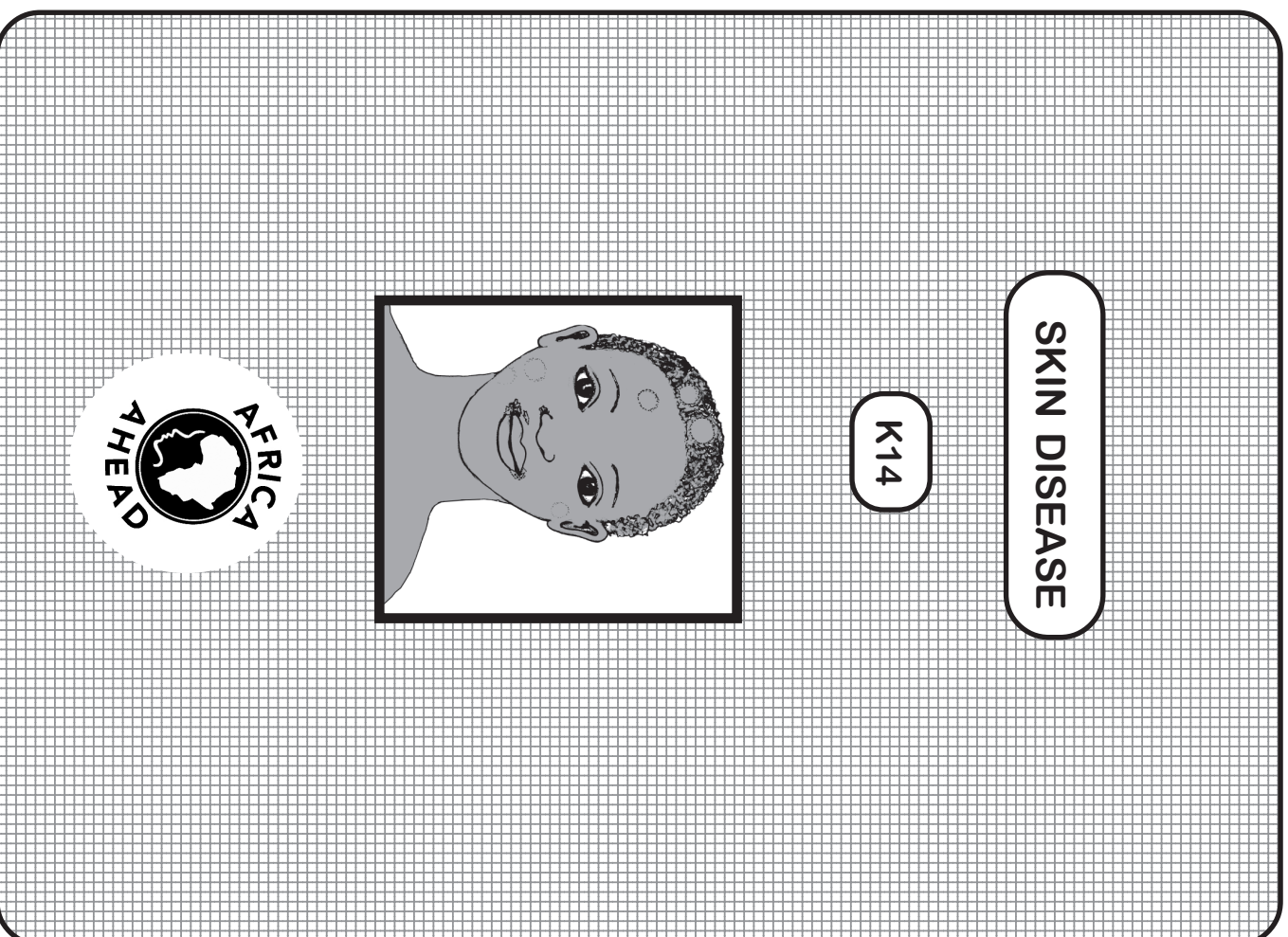
- A very itchy rash especially at night.
- The mite breeds in soft skin
- Common between the toes and fingers,
- on the wrist, groin, elbows, line of the belt, thighs, buttocks, nipples and genitals.

Treatment:

1. Use calamine lotion to stop itching.
2. Go to the clinic for ointment to apply all over infected person.
3. Repeat the treatment in a few weeks to prevent recurrence.
4. All family must have their own clean clothes.
5. Wash bedding at the same time.
6. Iron all bedding and clothes especially along the seams.

Recommended Practices for Prevention:

1. Daily washing of body with antiseptic soap.
2. No close contact with infected people.
3. No sharing of clothes or towels.
4. Infected person should sleep alone in own bed.
5. Shave hair to enable good washing.
6. Do not put on dressing or plasters.
7. Clean clothes daily and iron.



RINGWORM

Ringworm is not a real worm but is a tiny fungus that cannot be seen with the naked eye. It spreads by touch when shaking hands, sitting against a person, or lying together. This enables the mite to move to the next person..

Symptoms:

- It is most common in children under 10 years.
- Sometimes it is like a scaly ring on the skin or it may be a round patch of light coloured dry skin.
- On the head it makes patches of baldness and is easier to identify.
- It may make the nails thick and brittle.
- If it get between the toes it makes cracked scaly skin known as athlete's foot.

Treatment:

1. Go to the clinic for ointment to apply all over infected person for 3 weeks.
2. Repeat the treatment in a few weeks to prevent recurrence.
3. All family must have their own clean clothes.
4. Wash all bedding at the same time.
5. Iron all bedding and clothes especially along the seams.

Recommended Practices for Prevention:

1. Daily washing of body with antiseptic soap.
2. No close contact with infected people.
3. No sharing of clothes or towels.
4. Infected person should sleep alone in own bed.
5. Shave hair to enable good washing.
6. Do not put on dressing or plasters.
7. Clean clothes daily .

SKIN DISEASE

K15

